



# Racks, Shelving & Storage

BY PHOENIX DEVELOPMENT AND CONSTRUCTION



# Warehouse & Pallet Racking



In warehousing, storage capacity and accessibility are the most important factors in maximizing a facility. A Selective Racking system offers the ability to access each pallet directly. The design and layout can be engineered to meet any volume, weight or size requirement. Due to its versatility and low economic cost, the **Selective Pallet Rack** design is the most commonly used approach in laying out warehouses.

Once the layout is complete, deciding on the right product is the next step. Phoenix's Tear Drop Pallet Racks offer the solution. As the most universal style of racking, our Tear Drop design allows for fast installation with the strength and integrity appropriate for each project. With a top quality powder-coat finish, our pallet racks make for an attractive workspace with a long life under the most challenging conditions.

Our Tear Drop design can be used as a standard selective system or incorporated into more complex applications such as Carton Flow, Drive-In or Push-Back. Our components are interchangeable with the majority of industrial storage rack systems available.

We also offer a large variety of Pallet Rack Accessories appropriate for your specific need. Wire Decking, Pallet Supports, Post Protectors, Guard Rails, Wall Ties and Rack Backing can all be integrated to get the most out of your Selective Pallet Rack system.



## Popular Upright Sizes

|           | 24" DEEP | 36" DEEP | 42" DEEP | 48" DEEP |
|-----------|----------|----------|----------|----------|
| 96" HIGH  | F2496    | F3696    | F4296    | F4896    |
| 120" HIGH | F24120   | F36120   | F42120   | F48120   |
| 144" HIGH | F24144   | F36144   | F42144   | F48144   |
| 192" HIGH | F24192   | F36192   | F42192   | F48192   |
| 216" HIGH | F24216   | F36216   | F42216   | F48216   |
| 240" HIGH | F24240   | F36240   | F42240   | F48240   |

## Popular Beam Sizes

| ITEM  | SIZE                | CAPACITY (LBS) | ITEM   | SIZE                  | CAPACITY (LBS) |
|-------|---------------------|----------------|--------|-----------------------|----------------|
| B48X3 | 48" LONG X 3" THICK | 7,100          | B96X45 | 96" LONG X 4½" THICK  | 5,680          |
| B60X3 | 60" LONG X 3" THICK | 4,100          | B96X5  | 96" LONG X 5" THICK   | 7,210          |
| B72X3 | 72" LONG X 3" THICK | 3,150          | B108X5 | 108" LONG X 5" THICK  | 5,560          |
| B96X3 | 96" LONG X 3" THICK | 1,770          | B120X5 | 120" LONG X 5" THICK  | 4,600          |
| B96X4 | 96" LONG X 4" THICK | 4,000          | B144X6 | 144" LONG X 6¼" THICK | 6,300          |

ALL CAPACITIES ARE PER BEAM LEVEL  
BASED ON EVENLY DISTRIBUTED LOADS

# Drive-In Pallet Racking



For maximum high density storage with a cost-effective solution, Phoenix offers **Drive-In Racking**. This LIFO (last-in / first-out) system can provide up to 75% more pallet storage than standard selective racking. They require fewer aisles since forklifts travel into the actual storage area.

These systems are ideal for large volume storage of pallets with similar products. Drive-In Racks offer the greatest use of both height and area, making them popular within cold storage applications.


**Drive-Thru** systems are also available and provide a FIFO (first-in / first-out) form inventory management control. Forklifts can enter from either aisle and the racking is secured with the use of overhead bracing.




# Push-Back Pallet Racking



Phoenix offers **Push-Back Racking** for applications where high density storage meets the need for inventory flexibility. Similar to drive-in racks, Push-Back systems provide the greatest storage volume while keeping similar pallets fully accessible. It uses a LIFO (last-in / first-out) system where each pallet is placed on a nested cart at the front of the rack section. Additional pallets gently push the pallet back as new loads are entered into the system. The forklift never enters the racks keeping both inventory and employees safe. As pallets are removed, each position behind smoothly flows forward until the next pallet rests firmly at the front position. Aisles are reduced and pallet accessibility is increased up to 400% over drive-in systems.



# Cantilever Pallet Racking



**Cantilever Racks** are being used for storing tubular products, structure products, section aluminum and many products with long and big sizes. Materials are stored and fixed on the arms by the side forklifts or stacker cranes. This type is suitable for the warehouses with limited space and low height and widely being used in mechanical industries and supermarket of building materials.



With a large range of custom designs and available accessories, or cantilever rack is capable of meeting any storage requirement. Accessories include drop-in steel decks, arm stops and a spring-loaded entry guide system for safety and protection of both merchandise and the rack system. This system can also be mounted on mobile bases for increased storage capacity without limiting direct access to each load stored.



# Rivet Shelving

Rivet Shelving has rapidly become one of the most versatile storage solutions within our industry. With a wide variety of sizes and capacities, standard components can quickly make the most complex projects a custom fit.

Our **Double Rivet** Shelving has been designed for handling larger volume items both efficiently and economically. Sections can be as large as 96" wide minimizing the number of post obstructions and accommodating an array of load sizes within the same unit. Their depth can be as great as 48" and since there are no side or back braces, sections can easily be entered from all directions. Shelves are adjustable on 1½" center and are easily assembled with only a rubber mallet. We offer a variety of decking options specific to your application. Our most commonly used is a 5/8" Particle Board Decking which provides increased strength and a clean appearance. Other options include Laminate, Plywood, Wire Decking, Steel Panels and Corrugated Steel.

**Single Rivet** high density shelving uses single rivet beams on intermediate levels, and double rivet beams at the top and bottom for rigidity. For units up to 48" wide. Single rivet units typically offer less capacity and more accessibility than double rivet units do.

High Density Shelf Beams provide maximum space between shelf levels. Primarily used as an intermediate shelf support when maximum vertical space between levels is needed.

| HEIGHT | ITEM |
|--------|------|
| 72"    | P72  |
| 84"    | P84  |
| 96"    | P96  |
| 120"   | P120 |
| 144"   | P144 |

| SIZE | ITEM   |
|------|--------|
| 12"  | DR12   |
| 15"  | DR15   |
| 18"  | DR18   |
| 24"  | DR24   |
| 30"  | DR30   |
| 36"  | DR36   |
| 42"  | DR42   |
| 48"  | DR48*  |
| 60"  | DR60*  |
| 72"  | DR72*  |
| 96"  | DR96C* |



**Great Value!**

# Steel Shelving

## Steel Shelving Systems




For decades, Steel Shelving has been the standard for inventory and parts storage within the warehousing industry. The clean appearance and excellent load capacities make it the primary choice for automotive, aviation and other highly regulated industries.

All materials are given a rust resistant treatment before the powder-coat finish is applied and baked. Our Steel Shelving provides lasting durability with an outstanding appearance.

|                |                                   |
|----------------|-----------------------------------|
| WIDTH INCHES   | 48", 60", 72", 96".               |
| DEPTH INCHES   | 12", 18", 24", 30", 36", 42", 48. |
| HEIGHT INCHES  | 84"                               |
| ASSEMBLY       | Unassembled                       |
| COLOR FINISH   | Beige                             |
| UNIT TYPE      | Double rivet                      |
| CONSTRUCTION   | Steel & Wood                      |
| LEVEL QUANTITY | 4, 5, 6 ,7, and more              |

## Gondola Shelving Systems



These premium quality fixtures flexibly adapt to your needs. One-sided End Caps attached perpendicular to ends of rows. Sturdy construction includes 12 gauge uprights that support the height adjustable upper shelves with 500 lb. capacity (sold separately).

Backplate is strong 1/4" masonite pegboard. Almond color with black toe kick plates. Easy assembly.

# Warehouse Supplies

## Steel Ladders



Durable steel ladders are made using 2" x 1" rectangular tubular steel framing. Weight actuated lockstep keeps ladder in position when in use. Safety ladders feature a large 21"D top platform step and 59° slope. 24"W steps are available in 3 styles. Moves easily on non-marring wheels. Rear wheels include corner bumpers to prevent scratching of hallways during transport. Scratch resistant powder coat finish.

Meets OSHA and ANSI standards. Expanded Metal Tread Step Ladders help minimize dust accumulation while offering slip resistance. Perforated Tread Step Ladders feature slip-resistant openings for added traction. Heavy Duty Serrated Grating Step Ladders feature grip strut steps for maximum traction and slip resistance. Offers excellent ventilation with a self-cleaning design that's ideal for wet environments.

Optional CAL-OSHA Kit (sold separately) is factory installed and must be purchased with same order as ladder. 1 Year Limited Warranty.

## Pallet Jacks



Rugged construction and excellent pricing make this pallet truck the best value for your material handling needs. 27"W x 48"L forks feature entry rollers and tapered design for easy pallet and skid entry, and are reinforced for heavy duty loads. This pallet jack has a 3-function hand control (raise, neutral and lower) and offers a spring-loaded self-righting safety loop handle to enhance comfort and ease of operation.

Hardened chrome piston with protective dust cover ensures long, dependable service of this skid lift jack. Floor protective polyurethane steer and load wheels. Durable powder coat finish. 1 Year Limited Warranty.



# File Cabinets

## Sliding Door File Cabinets



Ideal for use in plants, laboratories, hospitals, schools, or anywhere supplies are needed in multiple locations. All welded construction combined with heavy gauge steel and contemporary design offers strength, durability, long lasting service, and an attractive elite appearance. Shelves adjust on 2" centers. Flush front is achieved with the use of a recessed handle that won't snag, or get caught on clothing, or people as cabinet is moved from place to place. Three-point locking system built into handle for security. Cabinet rests on heavy duty base that rolls on four 5" all swivel polypropylene casters (2 with brakes). All swivel casters make it easy to position cabinet since they allow movement in any direction. If cabinet is going to travel long distances, and you prefer 2 swivel and 2 rigid casters instead simply add letters "RC" after stock number when ordering. There is no additional charge. Optional side handle available. Durable baked enamel finish.

## Lateral File Cabinets



5 Drawer File Cabinet with Fixed Front Drawers  
Lateral file cabinets provide improved visibility and easy access to all your files in 1/3 the space required for vertical files. These lateral file cabinets are made with heavy-gauge, furniture quality steel with a superior powder coat finish for scratch resistance

## Vertical File Cabinets



These heavy-duty steel filing cabinets keep important documents neatly integrated while using minimal space! Drawers open and close easily with triple-tied full extension cradle suspension.

# Steel Lockers

## Lockers



### Steel Lockers

High quality Lockers are perfect for everyday use by employees, patients students. Color, Size, Accessibility, Security and Capacity are all customizable to meet your exact needs.

### Single Tier Lockers

Single Tier Lockers offer the maximum space for the full hanging of clothes and equipment. They include a top shelf for storage and coat hooks.

### Double Tier Lockers

Double Tier Lockers can accommodate twice as many people as single tier lockers using the same floor space. Lockers are large enough to provide storage for light outer wear and personal belongings.

### Box Lockers

Box Lockers can have 3,4,5 or 6 tiers high and are perfect for storing handbags, athletic equipment and school or work supplies. They can be secured with either padlocks or built-in key locks.

## Cage Storage



Residential Tenant Storage Lockers are an ideal way to secure resident's personal items in multi-family building common storage areas. RapidWire's welded mesh construction is strong and secure. Plus, it gives installers more flexibility to custom fit and professionally finish your storage area, eliminating clutter, and efficiently using available space. The locker's open but secure design allows existing lighting, ventilation and fire suppression systems to function effectively throughout the secured areas.

### Features:

- Welded mesh allows field modifications for unforeseen obstructions.
- Two basic styles, single or double tier.
- Pad lock lugs, with door strikes standard.
- Three point lock or recessed key lock available.
- Constructed of industrial grade materials.

Free Layout service: simply sketch the room, and tell us the desired number of lockers.

# Flammable Storage Cabinets



Ensure safety and provide storage for your flammable liquids or combustible liquids.

- Double wall 18-gauge steel.
- 350 lb. shelf capacity. Adjustable shelves.
- Sloped shelves safely direct spills away from containers.
- Recessed paddle handle, can be used with padlock.
- Continuous piano hinge provides smooth closure.
- Adjustable leveling feet for uneven surfaces.
- Meets NFPA, OSHA and FM standards.

*To comply with NFPA 1 fire code, the self-closing cabinet is required in the following states: AK, CA, HI, ID, MT, NC, NV, OR, UT, and WA.*

**Yellow Safety Cabinets** – For aerosols, gasoline and flammable liquids.

**Red Safety Cabinets** – For paint, inks and Class III combustibles.

**Self-Closing Models** - Doors automatically close if temperature reaches 165°F.  
*Secure cabinets with Padlocks.*

| MODEL NO. | DESCRIPTION  | OUTSIDE DIMENSIONS | CAPACITY | NO.     | WEIGHT |
|-----------|--------------|--------------------|----------|---------|--------|
|           |              | W x D x H          | (GAL.)   | SHELVES | (LBS.) |
| H-4174    | Mini         | 17 x 8 x 22"       | —        | 1       | 43     |
| H-2569M   | Countertop   | 17 x 17 x 22"      | 4        | 1       | 60     |
| H-4175M   | Stackable    | 43 x 18 x 18"      | 12       | 0       | 129    |
| H-4176    | Wall-Mount   | 43 x 12 x 44"      | 20       | 3       | 205    |
| H-4177M   | Undercounter | 35 x 22 x 35"      | 22       | 1       | 190    |
| H-2218M   | Slimline     | 23 1/4 x 18 x 35"  | 12       | 1       | 122    |
| H-2570M   |              | 23 1/4 x 18 x 65"  | 22       | 3       | 199    |
| H-1563M   | Standard     | 43 x 18 x 44"      | 30       | 1       | 216    |
| H-1564M   |              | 43 x 18 x 65"      | 45       | 2       | 291    |
| H-1565M   |              | 34 x 34 x 65"      | 60       | 2       | 367    |
| H-2219M*  |              | 43 x 34 x 65"      | 90       | 2       | 423    |

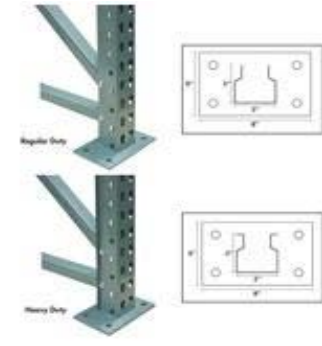
# FASTRAK UPRIGHTS

| Product No. | Description         | Size<br>D x H | Wt. (lbs.) |
|-------------|---------------------|---------------|------------|
| HCU18072    | Unassembled Upright | 18 x 72"      | 21         |
| HCU18096    | Unassembled Upright | 18 x 96"      | 28         |
| HCU18120    | Unassembled Upright | 18 x 120"     | 34         |
| HCU24072    | Unassembled Upright | 24 x 72"      | 22         |
| HCU24096    | Unassembled Upright | 24 x 96"      | 29         |
| HCU24120    | Unassembled Upright | 24 x 120"     | 35         |
| HCU36072    | Unassembled Upright | 36 x 72"      | 26         |
| HCU36096    | Unassembled Upright | 36 x 96"      | 33         |
| HCU36120    | Unassembled Upright | 36 x 120"     | 41         |
| HCU36144    | Unassembled Upright | 36 x 144"     | 46         |
| HCU48072    | Unassembled Upright | 48 x 72"      | 30         |
| HCU48096    | Unassembled Upright | 48 x 96"      | 36         |
| HCU48120    | Unassembled Upright | 48 x 120"     | 46         |
| HCU48144    | Unassembled Upright | 48 x 144"     | 52         |
| HCU18072A   | Assembled Upright   | 18 x 72"      | 21         |
| HCU18096A   | Assembled Upright   | 18 x 96"      | 28         |
| HCU18120A   | Assembled Upright   | 18 x 120"     | 34         |
| HCU24072A   | Assembled Upright   | 24 x 72"      | 22         |
| HCU24096A   | Assembled Upright   | 24 x 96"      | 29         |
| HCU24120A   | Assembled Upright   | 24 x 120"     | 35         |
| HCU36072A   | Assembled Upright   | 36 x 72"      | 26         |
| HCU36096A   | Assembled Upright   | 36 x 96"      | 33         |
| HCU36120A   | Assembled Upright   | 36 x 120"     | 41         |
| HCU36144A   | Assembled Upright   | 36 x 144"     | 46         |
| HCU48072A   | Assembled Upright   | 48 x 72"      | 30         |
| HCU48096A   | Assembled Upright   | 48 x 96"      | 36         |
| HCU48120A   | Assembled Upright   | 48 x 120"     | 46         |
| HCU48144A   | Assembled Upright   | 48 x 144"     | 52         |




## JAKEN PALLET RACK UPRIGHTS

| Product No. | Description           | Size<br>H x D | Wt. (lbs.) |
|-------------|-----------------------|---------------|------------|
| HIU36096A   | Regular Duty Uprights | 8 x 3'        | 49         |
| HIU36120A   | Regular Duty Uprights | 10 x 3'       | 57         |
| HIU36144A   | Regular Duty Uprights | 12 x 3'       | 71         |
| HIU42096A   | Regular Duty Uprights | 8 x 3-1/2'    | 51         |
| HIU42120A   | Regular Duty Uprights | 10 x 3-1/2'   | 59         |
| HIU42144A   | Regular Duty Uprights | 12 x 3-1/2'   | 73         |
| HIU48096A   | Regular Duty Uprights | 8 x 4'        | 53         |
| HIU48120A   | Regular Duty Uprights | 10 x 4'       | 62         |
| HIU48144A   | Regular Duty Uprights | 12 x 4'       | 77         |
| HIUH36120A  | Heavy Duty Uprights   | 10 x 3'       | 73         |
| HIUH36144A  | Heavy Duty Uprights   | 12 x 3'       | 89         |
| HIUH36192A  | Heavy Duty Uprights   | 16 x 3'       | 116        |
| HIUH42120A  | Heavy Duty Uprights   | 10 x 3-1/2'   | 75         |
| HIUH42144A  | Heavy Duty Uprights   | 12 x 3-1/2'   | 92         |
| HIUH42192A  | Heavy Duty Uprights   | 16 x 3-1/2'   | 120        |
| HIUH48120A  | Heavy Duty Uprights   | 10 x 4'       | 78         |
| HIUH48144A  | Heavy Duty Uprights   | 12 x 4'       | 95         |
| HIUH48192A  | Heavy Duty Uprights   | 16 x 4'       | 124        |



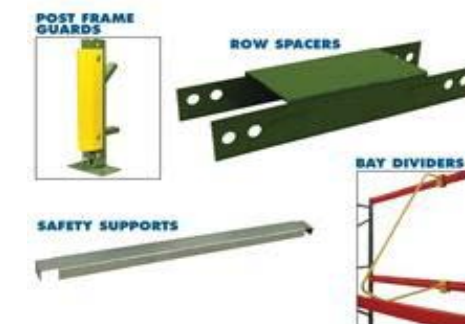
## PALLET RACK STEP LOAD BEAMS

| Product No.  | Description                  | Size        | Wt. (lbs.) |
|--------------|------------------------------|-------------|------------|
| H215-IB35096 | Regular Duty Step Load Beams | 3-1/2" x 8' | 25         |
| H215-IB40096 | Regular Duty Step Load Beams | 4" x 8'     | 27         |
| H215-IB40108 | Regular Duty Step Load Beams | 4" x 9'     | 30         |
| H215-IB40120 | Regular Duty Step Load Beams | 4" x 10'    | 34         |
| H215-IB50096 | Heavy Duty Step Load Beams   | 5" x 8'     | 32         |
| H215-IB50108 | Heavy Duty Step Load Beams   | 5" x 9'     | 36         |
| H215-IB50120 | Heavy Duty Step Load Beams   | 5" x 10'    | 40         |
| H215-IB50144 | Heavy Duty Step Load Beams   | 5" x 12'    | 45         |
| H215-IB60144 | Heavy Duty Step Load Beams   | 6" x 12'    | 52         |



## PALLET RACK ACCESSORIES

| Product No. | Description                           | Wt. (lbs.) |
|-------------|---------------------------------------|------------|
| H215-IR06   | Row Spacers - 6" length               | 2          |
| H215-IR12   | Row Spacers - 12" length              | 2          |
| H215-USS36  | Safety Support - 3' Upright Depth     | 5          |
| H215-USS42  | Safety Support - 3-1/2' Upright Depth | 6          |
| H215-USS48  | Safety Support - 4' Upright Depth     | 8          |
| H215-ICP24  | Post Frame Guards - 24" Guard Height  | 11         |
| H215-ID01   | Bay Dividers                          | 11         |



## PALLET RACK WIRE MESH DECKING

| Product No. | Size<br>W x D | Wt. (lbs.) |
|-------------|---------------|------------|
| H215-DF3646 | 36 x 46"      | 38         |
| H215-DF3658 | 36 x 58"      | 41         |
| H215-DF4246 | 42 x 46"      | 44         |
| H215-DF4258 | 42 x 58"      | 57         |
| H215-DF4846 | 48 x 46"      | 53         |
| H215-DF4858 | 48 x 58"      | 49         |



## BULK STORAGE LOCKERS

| Product No. | No. of Tiers | Description  | Door<br>W' x D' | Wt. (lbs.) | Crating Charges               |
|-------------|--------------|--------------|-----------------|------------|-------------------------------|
| H380305     | Single       | Starter unit | 3 x 3'          | 147        | Crating charges will be added |
| H380310     | Single       | Starter unit | 3 x 4'          | 164        | Crating charges will be added |
| H380315     | Single       | Starter unit | 3 x 5'          | 181        | Crating charges will be added |
| H380320     | Single       | Starter unit | 4 x 3'          | 153        | Crating charges will be added |
| H380325     | Single       | Starter unit | 4 x 4'          | 170        | Crating charges will be added |
| H380330     | Single       | Starter unit | 4 x 5'          | 187        | Crating charges will be added |
| H380365     | Single       | Add-on unit  | 3 x 3'          | 108        | Crating charges will be added |
| H380370     | Single       | Add-on unit  | 3 x 4'          | 116        | Crating charges will be added |
| H380375     | Single       | Add-on unit  | 3 x 5'          | 125        | Crating charges will be added |
| H380380     | Single       | Add-on unit  | 4 x 3'          | 114        | Crating charges will be added |
| H380385     | Single       | Add-on unit  | 4 x 4'          | 122        | Crating charges will be added |
| H380390     | Single       | Add-on unit  | 4 x 5'          | 131        | Crating charges will be added |
| H380335     | Double       | Starter unit | 3 x 3'          | 170        | Crating charges will be added |
| H380340     | Double       | Starter unit | 3 x 4'          | 195        | Crating charges will be added |
| H380345     | Double       | Starter unit | 3 x 5'          | 220        | Crating charges will be added |
| H380350     | Double       | Starter unit | 4 x 3'          | 189        | Crating charges will be added |
| H380355     | Double       | Starter unit | 4 x 4'          | 208        | Crating charges will be added |
| H380360     | Double       | Starter unit | 4 x 5'          | 242        | Crating charges will be added |
| H380395     | Double       | Add-on unit  | 3 x 3'          | 131        | Crating charges will be added |
| H380400     | Double       | Add-on unit  | 3 x 4'          | 147        | Crating charges will be added |
| H380405     | Double       | Add-on unit  | 3 x 5'          | 154        | Crating charges will be added |
| H380410     | Double       | Add-on unit  | 4 x 3'          | 158        | Crating charges will be added |
| H380415     | Double       | Add-on unit  | 4 x 4'          | 164        | Crating charges will be added |
| H380420     | Double       | Add-on unit  | 4 x 5'          | 187        | Crating charges will be added |



## DOUBLE TIER LOCKERS

| Product No. | Color     | Locker Width | Size<br>W x D x H | Wt. (lbs.) |
|-------------|-----------|--------------|-------------------|------------|
| H5202-3-DD  | Dove Gray | 3-wide       | 12 x 12 x         | 24         |
| H5212-3-DD  | Dove Gray | 3-wide       | 12 x 15 x         | 26         |
| H5222-3-DD  | Dove Gray | 3-wide       | 12 x 18 x         | 28         |
| H5242-3-DD  | Dove Gray | 3-wide       | 12 x 12 x         | 21         |
| H5252-3-DD  | Dove Gray | 3-wide       | 12 x 15 x         | 29         |
| H5202-DD    | Dove Gray | 1-wide       | 12 x 12 x         | 27         |
| H5212-DD    | Dove Gray | 1-wide       | 12 x 15 x         | 29         |
| H5222-DD    | Dove Gray | 1-wide       | 12 x 18 x         | 32         |
| H5242-DD    | Dove Gray | 1-wide       | 12 x 12 x         | 13         |
| H5252-DD    | Dove Gray | 1-wide       | 15 x 15 x         | 32         |
| H5202-3-PP  | Putty     | 3-wide       | 12 x 12 x         | 24         |
| H5212-3-PP  | Putty     | 3-wide       | 12 x 15 x         | 26         |
| H5222-3-PP  | Putty     | 3-wide       | 12 x 18 x         | 28         |
| H5242-3-PP  | Putty     | 3-wide       | 12 x 12 x         | 21         |
| H5252-3-PP  | Putty     | 3-wide       | 12 x 15 x         | 29         |
| H5202-PP    | Putty     | 1-wide       | 12 x 12 x         | 27         |
| H5212-PP    | Putty     | 1-wide       | 12 x 15 x         | 29         |
| H5222-PP    | Putty     | 1-wide       | 12 x 18 x         | 32         |
| H5242-PP    | Putty     | 1-wide       | 12 x 12 x         | 13         |
| H5252-PP    | Putty     | 1-wide       | 15 x 15 x         | 32         |



## SINGLE LOCKERS

| Product No. | Color     | Locker Width | Size<br>W x D x H | Wt. (lbs.) |
|-------------|-----------|--------------|-------------------|------------|
| H5002-3-DD  | Dove Gray | 3-wide       | 12 x 12 x         | 41         |
| H5012-3-DD  | Dove Gray | 3-wide       | 12 x 15 x         | 44         |
| H5022-3-DD  | Dove Gray | 3-wide       | 12 x 18 x         | 47         |
| H5112-3-DD  | Dove Gray | 3-wide       | 12 x 12 x         | 47         |
| H5032-3-DD  | Dove Gray | 3-wide       | 12 x 15 x         | 51         |
| H5042-3-DD  | Dove Gray | 3-wide       | 12 x 18 x         | 54         |
| H5062-3-DD  | Dove Gray | 3-wide       | 15 x 18 x         | 61         |
| H5092-3-DD  | Dove Gray | 3-wide       | 18 x 18 x         | 67         |
| H5102-3-DD  | Dove Gray | 3-wide       | 18 x 21 x         | 72         |
| H5002-DD    | Dove Gray | 1-wide       | 12 x 12 x         | 45         |
| H5012-DD    | Dove Gray | 1-wide       | 12 x 15 x         | 49         |
| H5022-DD    | Dove Gray | 1-wide       | 12 x 18 x         | 54         |
| H5112-DD    | Dove Gray | 1-wide       | 12 x 12 x         | 52         |
| H5032-DD    | Dove Gray | 1-wide       | 12 x 15 x         | 57         |
| H5042-DD    | Dove Gray | 1-wide       | 12 x 18 x         | 62         |
| H5062-DD    | Dove Gray | 1-wide       | 15 x 18 x         | 68         |
| H5092-DD    | Dove Gray | 1-wide       | 18 x 18 x         | 76         |
| H5102-DD    | Dove Gray | 1-wide       | 18 x 21 x         | 79         |
| H5002-3-PP  | Putty     | 3-wide       | 12 x 12 x         | 41         |
| H5012-3-PP  | Putty     | 3-wide       | 12 x 15 x         | 44         |
| H5022-3-PP  | Putty     | 3-wide       | 12 x 18 x         | 47         |
| H5112-3-PP  | Putty     | 3-wide       | 12 x 12 x         | 47         |
| H5032-3-PP  | Putty     | 3-wide       | 12 x 15 x         | 51         |
| H5042-3-PP  | Putty     | 3-wide       | 12 x 18 x         | 54         |
| H5062-3-PP  | Putty     | 3-wide       | 15 x 18 x         | 61         |
| H5092-3-PP  | Putty     | 3-wide       | 18 x 18 x         | 67         |
| H5102-3-PP  | Putty     | 3-wide       | 18 x 21 x         | 72         |
| H5002-PP    | Putty     | 1-wide       | 12 x 12 x         | 45         |
| H5012-PP    | Putty     | 1-wide       | 12 x 15 x         | 49         |
| H5022-PP    | Putty     | 1-wide       | 12 x 18 x         | 54         |
| H5112-PP    | Putty     | 1-wide       | 12 x 12 x         | 52         |
| H5032-PP    | Putty     | 1-wide       | 12 x 15 x         | 57         |
| H5042-PP    | Putty     | 1-wide       | 12 x 18 x         | 62         |
| H5062-PP    | Putty     | 1-wide       | 15 x 18 x         | 68         |
| H5092-PP    | Putty     | 1-wide       | 18 x 18 x         | 76         |
| H5102-PP    | Putty     | 1-wide       | 18 x 21 x         | 79         |



## CLASS III RED

| Product No. | Description        | Cap. (gal.)      | Door Type               | No. Adj. Shelves | Size<br>H x W x D | Wt. (lbs.) |
|-------------|--------------------|------------------|-------------------------|------------------|-------------------|------------|
| H893011     | Cabinet            |                  | 40 2 door, manual       |                  | 3 44 x 43 x 18"   | 223        |
| H893031     | Cabinet            |                  | 40 2 door, self-closing |                  | 3 44 x 43 x 18"   | 225        |
| H8934016    | Wall Mount Cabinet | 168 Aerosol Cans | 2 door, manual          |                  | 3 44 x 43 x 12"   | 205        |



## DOUBLE WALL SAFETY (YELLOW)

| Product No. | Description              | Cap. (gal.) | No. Shelves | Size<br>H x W x D | Wt. (lbs.) |
|-------------|--------------------------|-------------|-------------|-------------------|------------|
| HA102       | Self-Latching Manual D   |             | 4           | 1 22 x 17 x 17"   | 75         |
| HA105       | Self-Latching Manual D   |             | 12          | 1 35 x 24 x 18"   | 138        |
| HA110       | Self-Latching Manual D   |             | 16          | 1 44 x 24 x 18"   | 164        |
| HA130       | Self-Latching Manual D   |             | 30          | 1 44 x 43 x 18"   | 247        |
| HA145       | Self-Latching Manual D   |             | 45          | 2 65 x 43 x 18"   | 337        |
| HA160       | Self-Latching Manual D   |             | 60          | 2 65 x 31 x 31"   | 372        |
| HA190       | Self-Latching Manual D   |             | 90          | 2 65 x 43 x 31"   | 443        |
| HA302       | Self-Closing, Self-Latch |             | 4           | 1 24 x 17 x 17"   | 82         |
| HA305       | Self-Closing, Self-Latch |             | 12          | 1 37 x 24 x 18"   | 148        |
| HA310       | Self-Closing, Self-Latch |             | 16          | 1 46 x 24 x 18"   | 174        |
| HA330       | Self-Closing, Self-Latch |             | 30          | 1 46 x 43 x 18"   | 267        |
| HA345       | Self-Closing, Self-Latch |             | 45          | 2 67 x 43 x 18"   | 357        |
| HA360       | Self-Closing, Self-Latch |             | 60          | 2 67 x 31 x 31"   | 394        |
| HA390       | Self-Closing, Self-Latch |             | 90          | 2 67 x 43 x 31"   | 473        |
| HSCC        | Double Wall Spill Cont:  |             | 30          | 1 44 x 43 x 18"   | 247        |



# PALLET JACKS

| Product No. | Cap. (lbs.) | Fork Size<br>W x L | Wt. (lbs.) |
|-------------|-------------|--------------------|------------|
| H120248     | 5500        | 20-1/2 x 48"       | 175        |
| H120448     | 5500        | 27 x 48"           | 175        |
| H120832     | 5500        | 18 x 32"           | 165        |
| H120432     | 5500        | 27 x 32"           | 165        |
| H120235     | 5500        | 20-1/2 x 35"       | 170        |
| H120435     | 5500        | 27 x 35"           | 170        |
| H120242     | 5500        | 20-1/2 x 42"       | 175        |
| H120442     | 5500        | 27 x 42"           | 175        |
| H120259     | 4400        | 20-1/2 x 59"       | 200        |
| H120459     | 4400        | 27 x 59"           | 200        |
| H120271     | 4400        | 20-1/2 x 71"       | 250        |
| H120471     | 4400        | 27 x 71"           | 250        |
| H120298     | 4400        | 20-1/2 X 98"       | 300        |
| H120498     | 4400        | 27 x 98"           | 300        |
| H1204118    | 4400        | 27 x 118"          | 350        |
| H1204048    | 4400        | 40 x 48"           | 350        |

